

Intel® PROSet-Wireless Driver

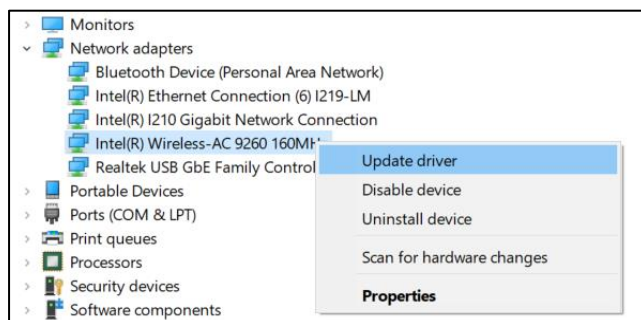
Title	Intel® PROSet-Wireless Driver
Supported OS	Windows 10 64bit (Build version is 1809 or more.)
Supported Product	Wi-Fi / Bluetooth with antennas
Description	After installing this driver, your product can use the Wi-Fi appropriately.

How to Install

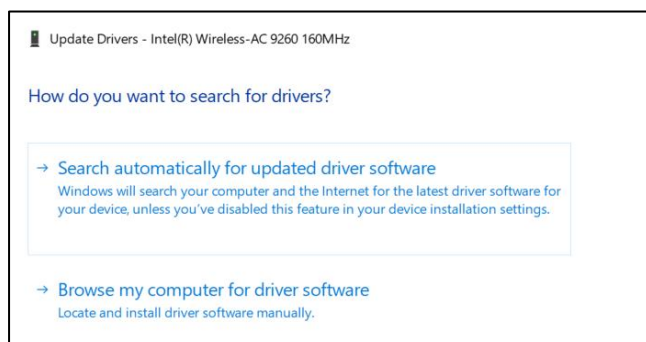
1. Execute the Device Manager.
2. Open a Network adapters in the Device Manager.



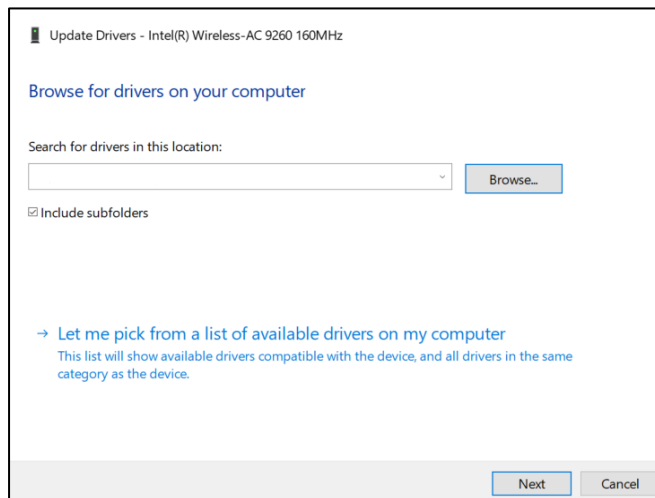
3. Right-Click the "Intel® Wireless-AC 9269 160MHz".
4. Execute the "Update driver".



5. Select the "Browse my computer for driver software".



6. Write the download file location to "Search for drivers in this location".



7. Click the Next button.
8. Finish.

